

Annex A: Low Income Family Tracker Data for York

The charts below shows a snapshot of demographic data and poverty matrix for York based on the cohort of 8,225 households receiving council tax support and housing benefit in May 2025.

As LIFT uses data from households in receipt of these benefits only. This will have an impact on our results, as we might expect benefits recipients to be more likely to experience lower standards of living and higher rates of poverty than the whole population.

Households by ward

- Street level

Based on a snapshot of May 2025 datasets

8,225

household(s)

2,919

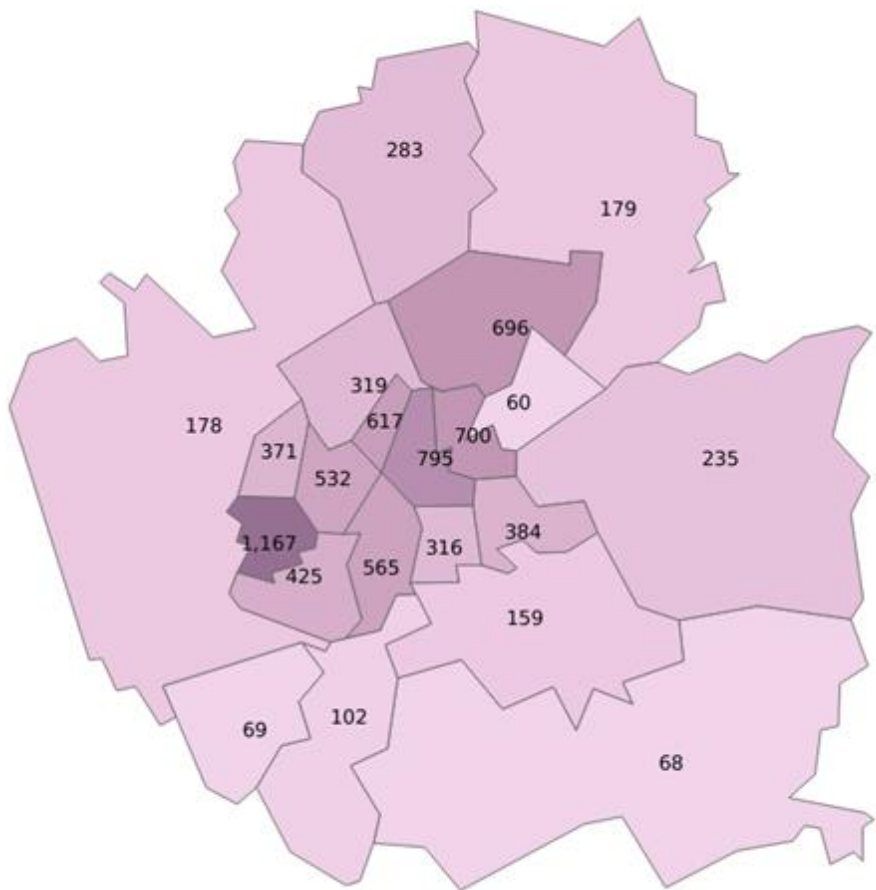
children

£564,339

CT/Rent arrears

£10,936

DHP award in FY

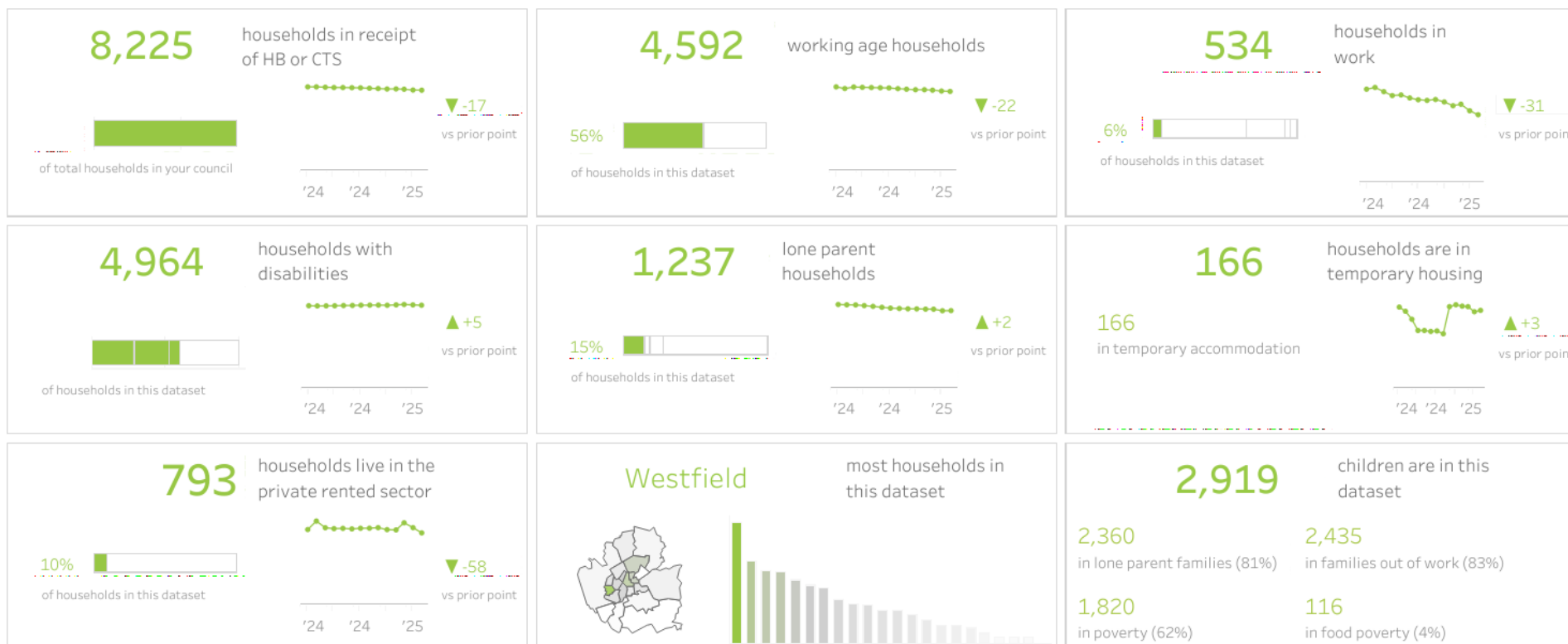


THE RESIDENTS - OVERVIEW

All

// May 2025

Demographic information about low-income residents in the local authority.




LIFT SUMMARY - ALL WARDS // YORK // MAY 2025

LA: All

Ward filter: All

LOW-INCOME COHORT OVERVIEW

8,225 low-income households
with **2,919** children




2,675 households below poverty line
with **1,820** children



33% of the low-income households

491 households with a cash shortfall
with **66** children



6% of the low-income households

Those with shortfall set to **decrease by 10.0%** by 2026

POLICY REFORM TIMELINE



Overall **1,021** impacted by housing reforms. **271** are £30 or more worse-off per week. **62%**, or **483** households, are expected to be worse off - by an average of **£66** per month. Of these, **0** are already in cash shortfall.

POTENTIAL FOR IMPACT

DISCRETIONARY SUPPORT

8

DHPs awarded

£10.9K

total amount awarded

143 not yet awarded a DHP but have a cash shortfall and were impacted by HB reform

MAXIMISING BENEFIT TAKE-UP

373 appear eligible for Pension Credit but aren't in receipt

61 eligible for SDP as part of HB but are not in receipt

44 stopped HB/CTS, but may be eligible to CTS if now on UC

EMPLOYMENT SUPPORT

10%

of working-age in work

467 working-age households not in work appear to have lower barriers and could be prioritised for support.

SUPPORTING CHILDREN

1,820

children below poverty line

17 with 3-4 year old eligible for 30 hours free childcare

37 more could gain eligibility by working more hours

PREVENTING HOMELESSNESS

166

in temporary accommodation

85 households in private rental with a cash shortfall

0 in social rental with a cash shortfall and rent arrears

DEBT RECOVERY

1,806

households

£564.3K

total arrears (CT+rent)

394 households in arrears have savings over £1000

0 have a cash shortfall and will be worse off under UC


LIFT SUMMARY - ALL WARDS //YORK// MAY 2024

LA: All


Ward filter: All

LOW-INCOME COHORT OVERVIEW

8,567 low-income households
with **3,181** children




2,992 households below poverty line
with **1,909** children



35% of the **low-income** households

865 households with a cash shortfall
with **95** children



10% of the **low-income** households

Those with shortfall set to **increase by 3.0%** by 2025

POLICY REFORM TIMELINE

LHA Cap
296 impacted

Bedroom Tax
647

Benefit Cap
52

2 Child Limit
261

Already on UC
2,998

To transition to UC
3,025

Overall **989** impacted by housing reforms. **189** are £30 or more worse-off per week.

£27.8 was the average weekly reduction across all households.

70%, or **2,130** households, are expected to be worse off - by an average of

£35 per month. Of these, **267** are already in cash shortfall.

POTENTIAL FOR IMPACT

DISCRETIONARY SUPPORT

9

DHPs awarded

£16.5K

total amount awarded

108 not yet awarded a DHP but have a cash shortfall and were impacted by HB reform

MAXIMISING BENEFIT TAKE-UP

250 appear eligible for Pension Credit but aren't in receipt

71 eligible for SDP as part of HB but are not in receipt

22 stopped HB/CTS, but may be eligible to CTS if now on UC

EMPLOYMENT SUPPORT

11%

of working-age in work

1,156 working-age households not in work appear to have lower barriers and could be prioritised for support.

SUPPORTING CHILDREN

1,909

children below poverty line

18 with 3-4 year old eligible for 30 hours free childcare

64 more could gain eligibility by working more hours

PREVENTING HOMELESSNESS

164

in temporary accommodation

80 households in private rental with a cash shortfall

2 in social rental with a cash shortfall and rent arrears

DEBT RECOVERY

2,354

households

£848.0K

total arrears (CT+rent)

426 households in arrears have savings over £1000

8 have a cash shortfall and will be worse off under UC

IMPACT OF WELFARE REFORM - OVERVIEW

All

// May 2025

Explore the cumulative impact of welfare reform on each low income household in your local authority. Click the icons to go to dashbaords with extra detail.

